



University of Texas at Austin Invitational

Circuit Lab B

Exam Booklet

- DO NOT BEGIN UNTIL GIVEN PERMISSION
- You will have **50 minutes** to complete the exam || You **may** separate the exam
- For calculation questions, it is **not** required that you show your work, however partial credit will be assigned if correct steps are shown with an incorrect answer.
- Answers must be given with appropriate **significant figures** and **units** to receive full credit.
- All final answers must be placed inside the designated box, including multiple choice.
- **Lab:** You will have up to 10 minutes to complete the lab section. A proctor will instruct you when it is your turn. You will not be given any replacement components, so be careful not to damage them.
- **Allowed materials:** 3-ring binder, writing utensils, two calculators, basic multimeter
- **Tie-breaker order:** 31, 32, 34, 46, 40, 28, 24, 26, Chronologically

Competitors: _____

School Name: _____

Team Number: _____

Rank: _____

Score: _____

Kevin Hao¹, Asher Noel², Roger Zhong³

¹University of Florida - BS Biology '21, MD '24

²Harvard College – BS Physics '23

³University of Texas at Austin – BS Computer Science '22

kevin@floridascienceolympiad.org

ashernoel@college.harvard.edu

rzhong688@gmail.com

This page is for administrative use only. DO NOT WRITE ON THIS PAGE.

Page Number	Possible Score	Your Score
3	24	
4	18	
5	22	
6	24	
7	32	
8	22	
9	32	
LAB	44	
Total	218	

Identify the last name of the individual associated with the following epithets for questions 1-10. **(10 pts; 1 pt each)**

1. Rejected a knighthood. ² **(1 pt)**

2. Contested with a man over frogs. ² **(1 pt)**

3. Regularly got two hours of sleep. ² **(1 pt)**

4. Fled Paris around 1800. ² **(1 pt)**

5. Theorized that sound is perceived as a number of harmonic tones. ² **(1 pt)**

6. Believed in 'contiguous particles'. ² **(1 pt)**

7. Showed the sun has sodium. ² **(1 pt)**

8. Won the Nobel prize for helping invent alternating current. ² **(1 pt)**

9. Published the following: "On Magnetism". ² **(1 pt)**

10. Winner of the Berlin Prize. ² **(1 pt)**

11. What is the voltage of a diesel engine battery? ² **(2 pts)**

A. 1.5V

B. 9V

C. 12V

D. 24V

12. In a polarized receptacle, which prong is "hot", and what does that mean? ² **(2 pts)**

A. Shorter, swings (-)

B. Shorter, swings (+)

C. Longer, swings (-)

D. Longer, swings (+)

13. How many deaths were due to Corona Discharge from 2005-2015 in the US? ² **(2 pts)**

A. 0

B. 550

C. 1050

D. 16,360

14. Which multiway switching system is notable for its usefulness for long hallways? ² **(2 pts)**

A. Alternative

B. California

C. Carter

D. Traveler

15. What causes currents to change every half cycle in a motor? ² **(2 pts)**

A. Programming

B. Commutator

C. Combinatorics

D. Bigfoot

16. What color is associated with an LED that has an ideal voltage drop of 4.15V? ² **(2 pts)**

A. Red

B. Green

C. Blue

D. White

17. What is the curie temperature of Gadolinium? ² **(2 pts)**

A. 192K

B. 292K

C. 392K

D. 492K

18. What is the effect of a 200 mA current passing from the left hand to the feet in 20 ms? ² **(2 pts)**

A. No effect

B. tingling

C. shaking

D. death

19. What magnetism results from the orbital angular momentum of electrons antiparallel to the external field? ² (2 pts)

- A. Para magnetism B. diamagnetism
 C. ferromagnetism D. antiferromagnetism

20. What is a disadvantage of Eddy Current Brakes used in slow high-speed trains and roller coasters? ¹ (2 pts)

- A. Frequent replacement of components B. Temperature-dependent
 C. No force when stationary D. Rare metals required

21. Two initially uncharged metal spheres, A and B, are in contact. A negatively charged rod is brought near but does not touch them. With the rod held in place, sphere B is moved to the right, so that the spheres are now separated. Which of the following is now true of sphere B? ³ (2 pts)

- A. It is uncharged B. It is positively charged
 C. It is negatively charged D. It is charged, but its sign cannot be predicted

22. High frequency UV light with an energy of 300 eV per photon strikes a metal surface with a work function of 108.57 eV. What is the velocity of the electrons ejected from the material? ³ (2 pts)

- A. 8.21 E6 m/s B. 1.24 E7 m/s
 C. 9.28 E6 m/s D. 1.31 E7 m/s

23. Two capacitors are connected in parallel. A voltage V is applied to the pair. What is the ratio of charge stored on C1 to the charge stored on C2, when $C1 = 1.5 * C2$? ³ (2 pts)

- A. 2/3 B. 3/2
 C. 1 D. 9/4

24. A simple circuit consists of a battery and a single variable resistor. Data of the current and voltage drop over the variable resistor at 4 different settings is shown to the right. Which value best approximates the internal resistance of the battery? ³ (2 pts) (TB#7)

I	V
0.1A	14.1V
1.5A	13.3V
3.1A	12.6V
4.6A	11.8V

- A. 0.38 ohms B. 0.44 ohms
 C. 0.47 ohms D. 0.51 ohms

25. In the unlikely event that a high voltage power line hits your car, what is the best method of escape if no one else can help you? ³ (2 pts)

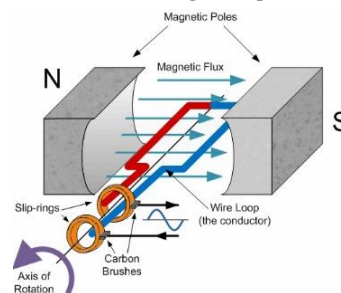
- A. Jump out with both feet together B. Slide out of the window feet first
 C. Roll out onto the ground D. Crawl out

26. Suppose a power transmission line has a current of 2000A and a resistance of 2.3 ohms. What is the total power loss across the line? ³ (2 pts) (TB#8)

- A. 4.6 kW B. 9.2 kW
 C. 4.6 MW D. 9.2 MW

27. The AC generator shown below generates a voltage curve that is a sinusoidal wave. The peak voltage of said sine wave is 16V. With the rectangular coil in its current position, what is the absolute value voltage output of the generator at that moment? ³ (2 pts)

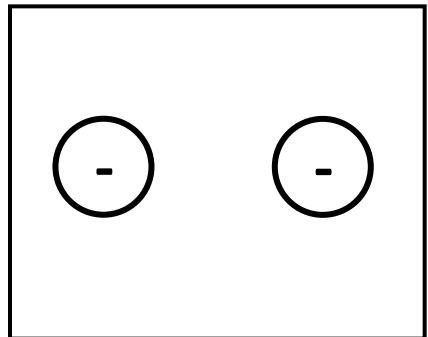
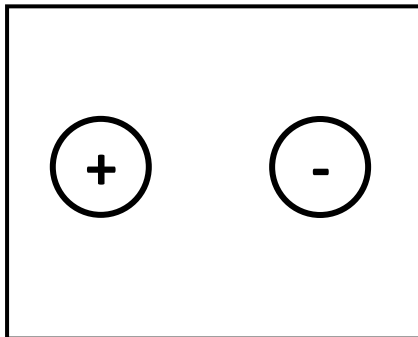
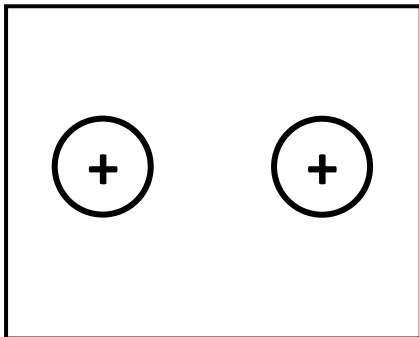
- A. 0 V B. 8 V
 C. 12 V D. 16 V



28. A smartphone with a 3000 mAh 4.4V battery has an average battery life of 6 hours. What is the average power consumption of the phone? ³ (4 pts) (TB#6)

$P_{AVG} =$ _____

29. Draw the electric field lines for the pairs of charges shown. Include direction on the lines. ³ (6 pts; 2 pts each)



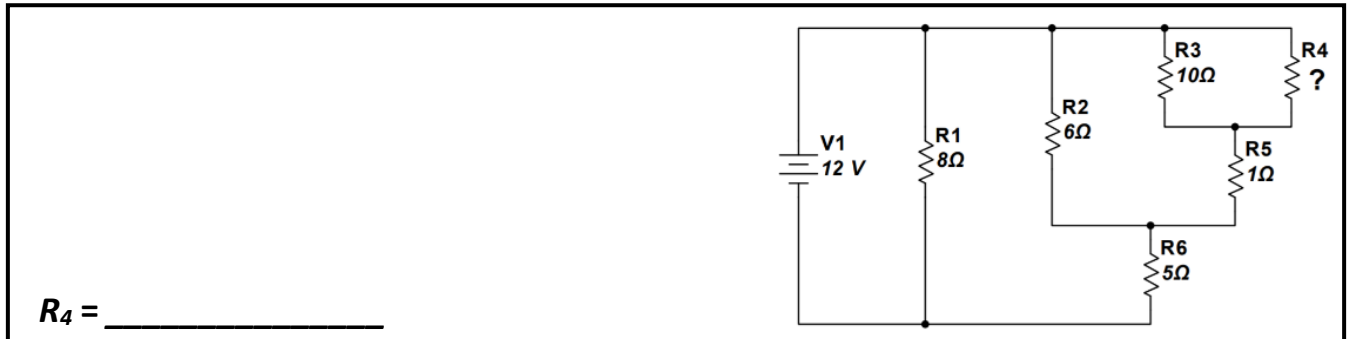
30. When the switches S1 and S2 are open, the equivalent capacitance of the circuit is 6 μF . What is the equivalent capacitance of the circuit when both switches are closed? ³ (4 pts)

$P_{AVG} =$ _____

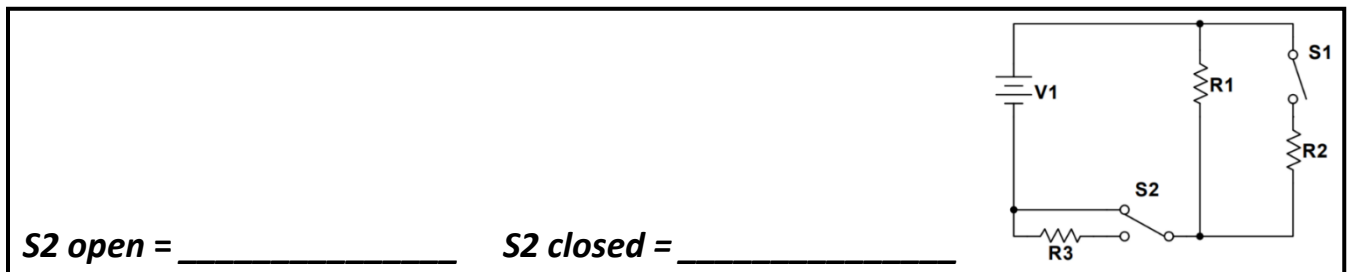
31. Find the voltage drop (V_{R3}) and power dissipated (P_{R3}) over the 3 Ω resistor. Provide your answers to 3 significant figures. ³ (8 pts; 4, 4) (TB#1)

$V_{R3} =$ _____ $P_{R3} =$ _____

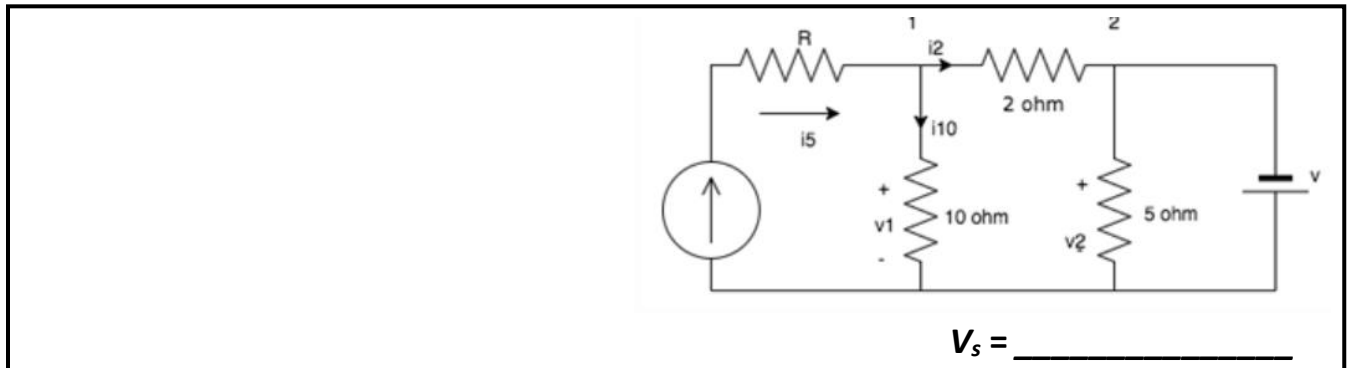
32. Find the value of the missing resistor if the total current flowing through the circuit is 3.18 A. Provide your answer to 3 significant figures.³ (6 pts) (TB#2)



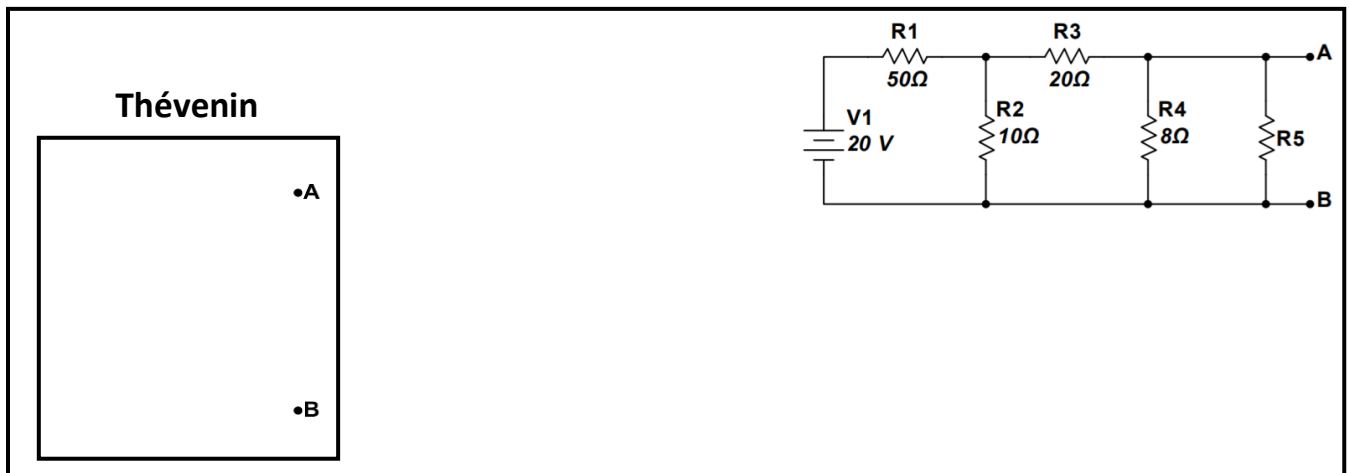
33. Switches S1 and S2 are in the “open” position as shown in the diagram. Note how S2 is able to redirect current. Consider two scenarios where S2 is either open (bypass R3) or closed (connected to R3) and determine if power dissipated over R1 would increase, decrease, or stay the same when S1 moves from open to closed.³ (6 pts; 3, 3)



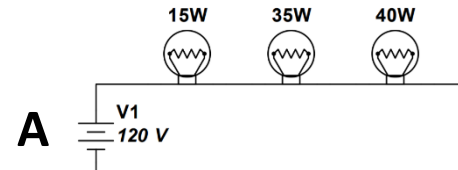
34. Determine the value of the voltage source V_s given $V_1=20$ V and a current source $I_s=6$ A.³ (4 pts) (TB#3)



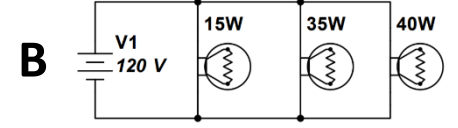
35. Draw the Thévenin equivalent circuit with respect to the terminals A and B in the circuit below. Provide your answers to 3 significant figures.³ (8 pts)



36. Part 1: Determine the current thru each of the lightbulbs connected to the battery in series (B). Part 2: Determine the current thru each of the lightbulbs connected to the battery in parallel (A). Provide your answers to 3 significant figures.¹ (12 pts; 2 pts each)



A



B

Series (A)

$I_{15W} = \underline{\hspace{2cm}}$

$I_{35W} = \underline{\hspace{2cm}}$

$I_{40W} = \underline{\hspace{2cm}}$

Parallel (B)

$I_{15W} = \underline{\hspace{2cm}}$

$I_{35W} = \underline{\hspace{2cm}}$

$I_{40W} = \underline{\hspace{2cm}}$

37. Determine the current (I_{V1}) thru the battery V1 and the voltage (V_{R2}) across the resistor R2. Provide your answers to 3 significant figures.¹ (8 pts; 4, 4)

$I_{V1} = \underline{\hspace{2cm}}$

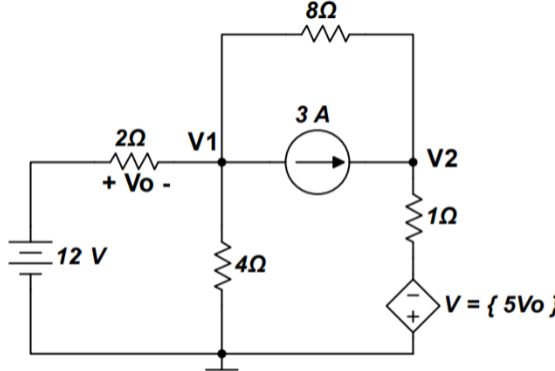
$V_{R2} = \underline{\hspace{2cm}}$



38. Determine the node voltages V_1 and V_2 in the circuit. Provide your answers to 3 significant figures.¹ (8 pts; 4, 4)

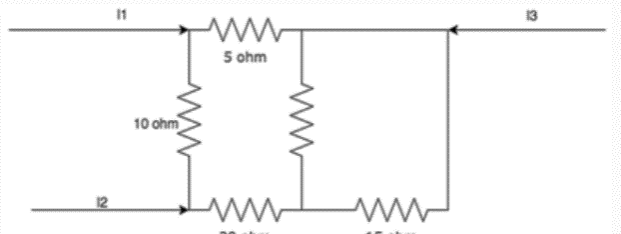
$V_1 = \underline{\hspace{2cm}}$

$V_2 = \underline{\hspace{2cm}}$



39. Determine the current I_3 given $I_1 = 2A$ and $I_2 = 3A$. Provide your answers to 3 significant figures.¹ (4 pts)

$I_3 = \underline{\hspace{2cm}}$



40. Part 1: Indicate the direction the magnet must be moving in order to induce the current in the wire that is shown by circling the arrow for each diagram. Part 2: State the law you used to solve this problem. ¹ (6 pts; 1, 1, 1, 1, 2) (TB#5)

1	2	3	4	
1	2	3	4	
↓	↓	↓	↓	
↑	↑	↑	↑	
3	3	3	3	
↓	↓	↓	↓	
↑	↑	↑	↑	
4	4	4	4	
↓	↓	↓	↓	
↑	↑	↑	↑	

Law = _____

41. Four point charges surround a point P as listed below. Part 1: Find the magnitude and direction (East or West) of the electric field at point P. Part 2: Determine the electric potential at point P. Provide your answers to 3 significant figures. ³ (6 pts; 2, 2, 2)
1. +2 mC 40 meters to the west
 2. -2 mC 30 meters to the west
 3. +2 mC 30 meters to the east
 4. -2 mC 40 meters to the east

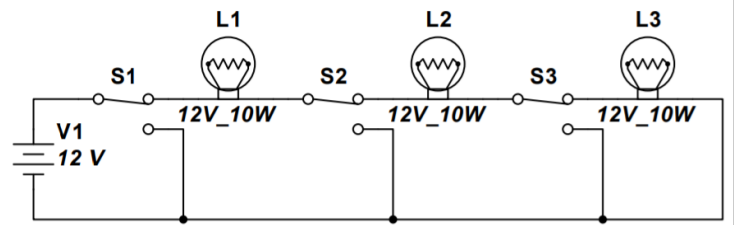
Magnitude = _____ **Direction = (E || W)** **Potential =** _____

42. In the image below, a rod moves in the +x direction at a constant speed of 2.0 m/s along the horizontal rails, separated by $L=12$ cm. The rod, rails, and connecting resistor form a conducting loop. The resistor has a resistance of $200\ \text{m}\Omega$; the rest of the loop has negligible resistance. The entire apparatus is placed in a uniform $1.2\ \text{T}$ magnetic field pointing into the page. Determine the direction (+y or -y) and value of the induced current through the resistor. ¹ (10 pts; 2, 8)

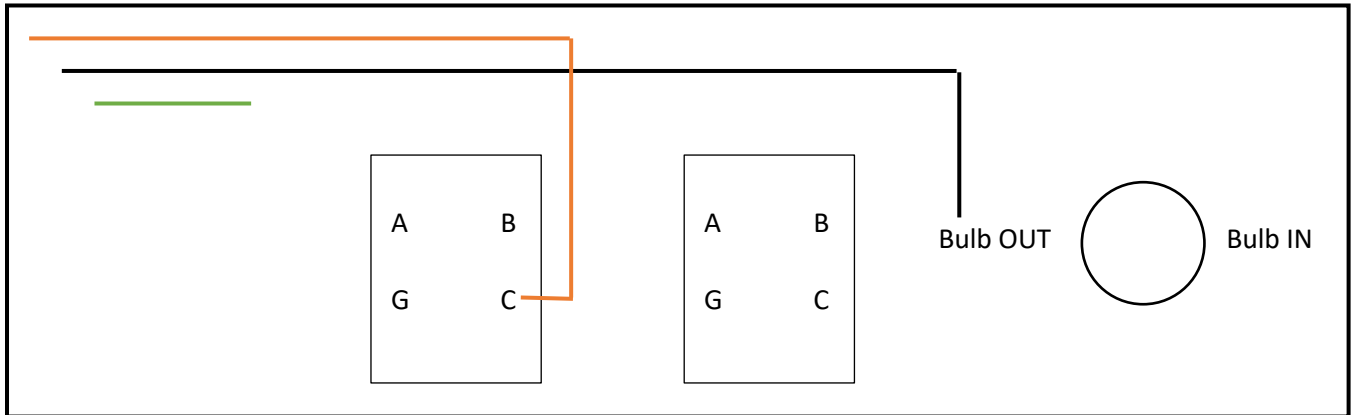
Direction = (+y || -y) **I =** _____

43. Complete the table to show which lamps (L1, L2, L3) will be turned on based on the position of each of the switches (S1, S2, S3). Assume each switch in the image is "ON", and flipping it would turn it "OFF".¹ (12 pts; ½ pt each)

S1	S2	S3	L1	L2	L3
ON	ON	ON			
ON	ON	OFF			
ON	OFF	ON			
OFF	ON	ON			
ON	OFF	OFF			
OFF	ON	OFF			
OFF	OFF	ON			
OFF	OFF	OFF			



44. **Part 1:** A 3-way light switch diagram is shown below. Complete the diagram so that the lightbulb can be powered on. Label hot wires as "HOT". 3 wires are given. The top wire is the hot wire. The middle wire is the neutral wire. The bottom wire is ground. The terminals on the switches are denoted by a letter. "A" refers to the left traveler terminal. "B" refers to the right traveler terminal. "C" refers to the common terminal. "G" refers to the ground terminal. When drawing the wires, connect them directly to the terminal labels (the first step is done for you). **Part 2:** Notice the ground terminals connected to the switches, draw the ground wires and connect them to the main ground wire to guarantee the safety of the user. (8 pts; 6, 2)



45. **Part 1:** Why don't transformers work with DC? **Part 2:** In a single ideal transformer, the primary (in) coil A has 10 turns, a current of 10A, and a voltage of 5V. The secondary (out) coil B has 50 turns. What is the current and voltage in coil B? Provide your answers to 3 significant figures.³ (6 pts; 3, 3)

46. Consider two capacitors A and B: Capacitor A has a capacitance of 3 uF with a vacuum as its dielectric. Capacitor B has a capacitance of 241 uF with _____ as its dielectric. Calculate the dielectric constant of the mystery substance and make an educated guess as to what it is.³ (6 pts; 4, 2) (TB#4)

Dielectric constant = _____ Dielectric substance = _____

Hands-On Task: For the following questions, your circuit diagrams and calculations MUST be composed of components that are provided (e.g. resistor values used in circuit diagrams should correspond to actual provided values). You will have 15 minutes to work with the physical components to complete the questions in this section.

47. Draw a simple circuit diagram such that its input is $\sim 5\text{ V}$ (battery voltage V_{i1}) and output is $\sim 1\text{ V}$ (\sim means within $\pm 10\%$). Calculate its theoretical output voltage (V_{o1}). Provide your answer to 3 significant figures. HINT: Your answer should NOT be 1.00 V . **(10 pts)**

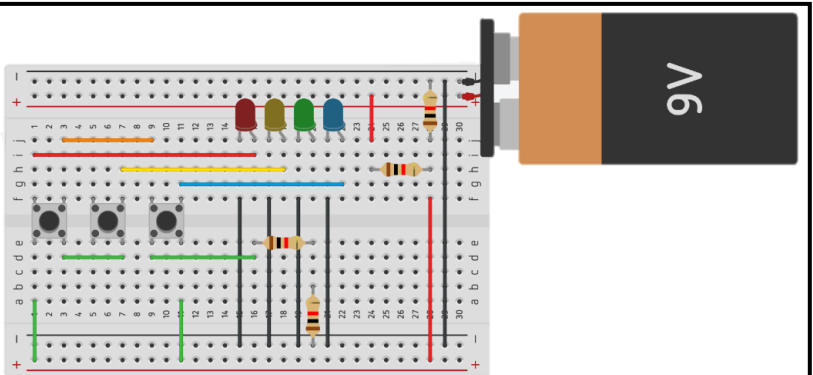
Theoretical $V_o =$ _____

48. Construct the circuit from Q42. Measure and record the input (V_i) and output (V_o) voltages to 3 significant figures. **(10 pts; 5, 5)**

Measured $V_i =$ _____ **Measured $V_o =$ _____**

49. Study the circuit below and fill out the table to show which LEDs are turned on when each combination of push buttons are pressed. Draw an "X" to indicate the LED is turned on. Determine the theoretical and actual power dissipated by the LEDs when buttons **1 and 2** are pressed. You are provided with the necessary components to build the circuit, but it is NOT required. **(24 pts; ½ pt each box; 5, 5)**

Buttons			LED			
1	2	3	Red	Yellow	Green	Blue
X						
	X					
		X				
X	X					
X		X				
	X	X				
X	X	X				



Theoretical $P =$ _____ **Actual $P =$ _____**